

Intune Administrator Role

- Home
- Users
- Teams & groups
- Active teams & groups**
- Deleted groups
- Shared mailboxes
- Roles
- Role assignments
- Administrative units
- Resources
- Billing
- Support

Home > Active teams & groups

Active teams and groups

Microsoft Teams supports collaboration through chat, calls, and online meetings. The teams you add are collections of people, content, and tools. Groups are a collection of people, and are useful if you only need a group email address. It can take up to an hour for new distribution groups and mail-enabled security groups to appear here. To see them immediately, [go to Exchange admin center](#)

[Learn about Microsoft Teams](#)

Microsoft 365 | [Distribution list](#) | [Mail-enabled security](#) | [Security](#)

 [Add a group](#) |  [Export](#) |  [Refresh](#)

Name ↑

Email

Sync status

Group type

Basics

Finish

Microsoft 365 (recommended)

Creates a group email to collaborate. You can also add Microsoft Teams for group conversations, files, and calendars.

Distribution

Creates an email address for a group of people.

Mail-enabled security

A distribution list that can also be used to control access to OneDrive and SharePoint.

Security

Controls access to OneDrive and SharePoint and can be used for Mobile Device Management for Microsoft 365.

Next

Group type

Basics

Finish

Set up the basics

To get started, fill out some basic info about the group you'd like to create.

Name *

Description

Back

Next

✓ Group type

✓ Basics

● **Finish**

Review and finish adding group

You're almost there - make sure everything looks right before adding your new group.

Group type

Security

[Edit](#)

Basics

Name: School Admins

Description: Group used to assign permissions to other admins. Manages custom and other Built-In intune roles

[Edit](#)

[Back](#)

[Create group](#)

✔ Group type

✔ Basics

✔ Finish

✔ New group created

This group will appear in your list of Active groups within 5 minutes.

Next steps

[Add another group](#)

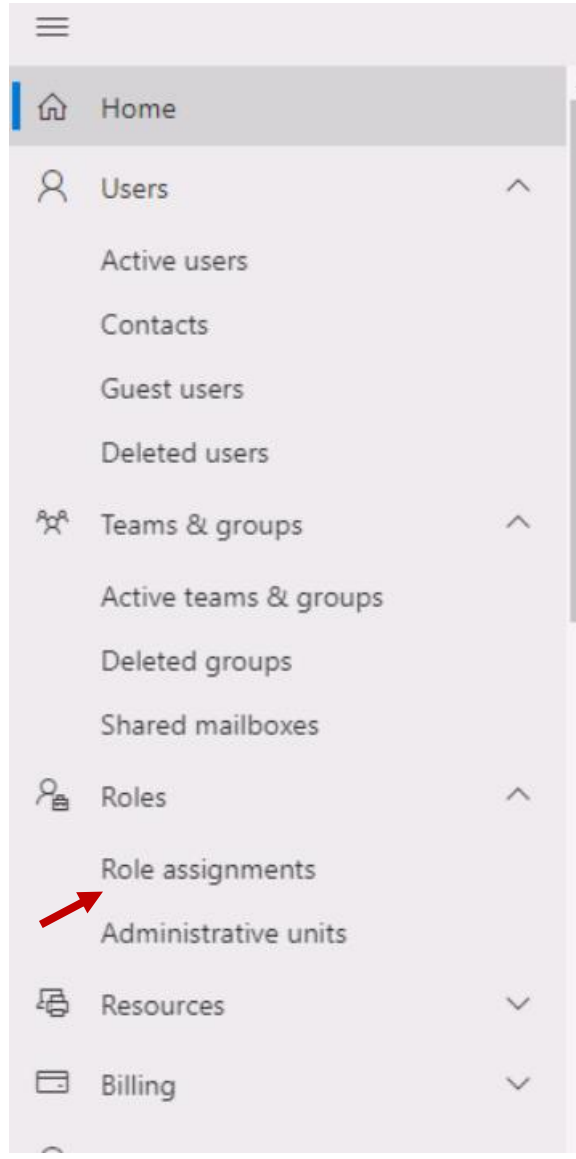
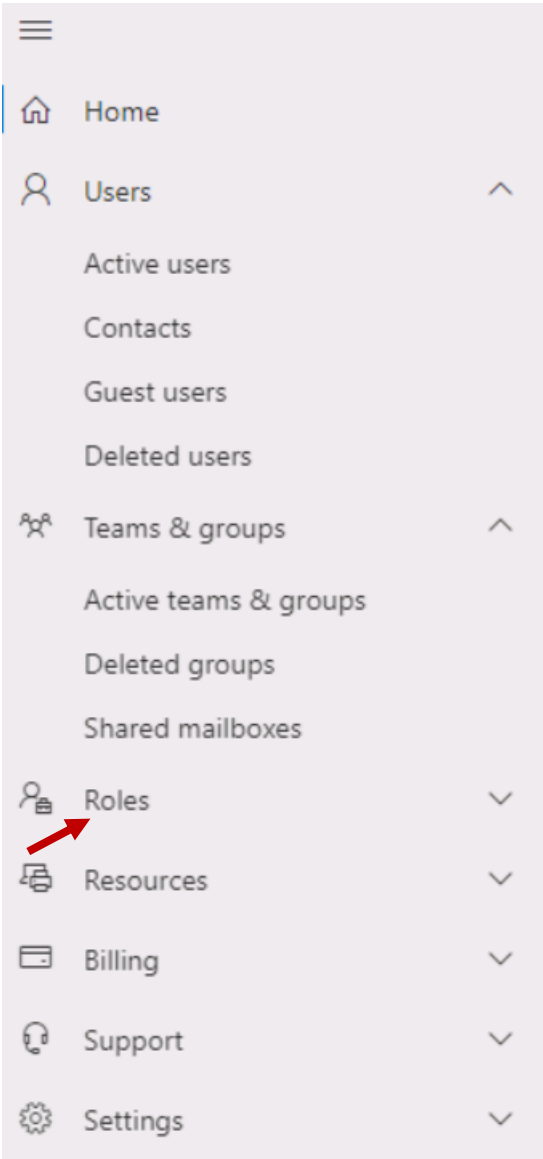
Close

Assign the Intune Administrator role

Global admins have access to all administrative features and most data. Limit the number of global admins in your org by assigning the Intune Administrator role to users who manage your Intune-enrolled devices. Intune admins have full access to Intune and can manage users, devices and groups.

0 Intune admins

5 Global admins



Role assignments

Admin roles give users permission to view data and complete tasks i users only the access they need by assigning the least-permissive ro

Azure AD Exchange Intune



Export assignments

<input type="checkbox"/>	Name ↑	☆
<input type="checkbox"/>	Application Manager	⋮
<input type="checkbox"/>	Help Desk Operator	⋮
<input type="checkbox"/>	Intune Role Administrator	⋮
<input type="checkbox"/>	Policy and Profile Manager	⋮



Role assignments

Admin roles give users permission to view data and complete tasks in the system. Assigning roles to users only the access they need by assigning the least-permissive role. Learn more

Azure AD Exchange Intune

★ Add to favorites + Add assignment

<input type="checkbox"/>	Name ↑		☆	Description
<input type="checkbox"/>	Application Manager	⋮		Manage application information
<input type="checkbox"/>	Help Desk Operator	⋮		Perform help desk tasks
<input checked="" type="checkbox"/>	Intune Role Administrator	⋮	☆	Assign Intune roles
<input type="checkbox"/>	Policy and Profile Manager	⋮		Manage device security and profiles

Intune Role Administrator

General Assigned Permissions

Who should be assigned this role?

Assign the Intune Role Administrator role to users who need to do the following:

- Manage Intune roles and role assignments
- Create custom Intune roles
- View organizational settings such as device categories, Mobile Threat Defense connector, and Exchange connectors

[Learn more](#)

Assigned

1

Category

Identity

Role type

Built-in

Help & support



Role assignments

Admin roles give users permission to view data and complete tasks in the system. Assigning roles to users only the access they need by assigning the least-permissive role. [Learn more](#)

Azure AD Exchange Intune

★ Add to favorites + Add assignment

<input type="checkbox"/>	Name ↑		☆	Description
<input type="checkbox"/>	Application Manager	⋮		Manages application information
<input type="checkbox"/>	Help Desk Operator	⋮		Performs help desk tasks
<input checked="" type="checkbox"/>	Intune Role Administrator	⋮	☆	Assigns roles to users
<input type="checkbox"/>	Policy and Profile Manager	⋮		Manages security policies and profiles

Intune Role Administrator

General Assigned Permissions

Select an assignment to see the admins, and the users, devices, and Intune resources they can manage.

+ Add

<input type="checkbox"/>	Name	Description
<input type="checkbox"/>	assign1	None provided

Help & support



Intune Role Administrator

General Assigned Permissions

Use this advanced view if you need detailed information about the permissions included in this role

Create

- ✓ Create Intune custom roles

Delete

- ✓ Delete Intune custom roles, but not built-in roles

Modify

- ✓ Update assignments for Intune built-in and custom roles, and permissions for custom roles



Modify

- ✓ Update assignments for Intune built-in and custom roles, and permissions for custom roles
- ✓ Assign Intune built-in or custom roles to Azure Active Directory security groups

Read

- ✓ View organizational settings, including device categories, Mobile Threat Defense Connector and Intune Exchange Connectors
- ✓ View permissions and assignments for Intune built-in or custom roles



Role assignments

Admin roles give users permission to view data and complete tasks in the ac users only the access they need by assigning the least-permissive role. [Learn](#)

Azure AD Exchange Intune

★ Add to favorites + Add assignment

<input type="checkbox"/>	Name ↑		☆	Descrip
<input type="checkbox"/>	Application Manager	⋮		Manage informa
<input type="checkbox"/>	Help Desk Operator	⋮		Perform
<input checked="" type="checkbox"/>	Intune Role Administrator	⋮	☆	Assigns
<input type="checkbox"/>	Policy and Profile Manager	⋮		

- ★ Add to favorites
- + Add assignment



Basics

Admins

Scope

Finish

Set up the basics

To get started, fill out some basic info about the assignment you'd like to create. You can add multiple assignments to a role.

Name *

School Admins

Description

Users can manage intune enrolled devices

Next

Cancel

Basics

Admins

Scope

Finish

Assign admins

Select the security groups that contain the users you want to become admins for this role.

Select security groups *

SA School Admins ×

Back

Next

Cancel

- ✓ Basics
- ✓ Admins
- Scope**
- Users and devices
- Tags (optional)
- Finish

Assign users and devices

Select a built-in security group like 'All users', or search for and select security groups that contain the users and devices that the Intune Role Administrator can manage.

Choose a built-in security group or select security groups you already have *

- All users & all devices
- All users
- All devices
- Select security groups

Back

Next

Cancel

- ✓ Basics
- ✓ Admins
- Scope**
- Users and devices
- **Tags (optional)**
- Finish

Add tags (optional)

Select the scope tags that limit the specific Intune policies, apps, and devices the admins can see. [Learn more about scope tags](#)

<input checked="" type="checkbox"/>	Name	Description
<input type="checkbox"/>	Default	Default Role Scope Tag. This will exist by default on all Intune entities whenever a user defined Role Scope Tag is not present.

Back

Next

Cancel

- ✓ Basics
- ✓ Admins
- ✓ Scope
- Finish**

Review assignment and finish

Review your assignment, because it will take effect immediately. We recommend letting your assigned admins know how these changes will impact them.

Basics

Name: School Admins

Description: Users can manage intune enrolled devices

[Edit](#)

Admins

School Admins

[Edit](#)

Scope: Users and devices


All users & all devices


[Edit](#)


[Back](#)

[Add Assignment](#)

[Cancel](#)

 Basics

 Admins

 Scope

 Finish

Assignment added

School Admins has been added to the Intune Role Administrator role.

Next steps

[Add another assignment to this role](#)

Done